

SUPREME LAMINATE DATA SHEET



Introducing Supreme Laminate Flooring - the affordable choice for architects and homeowners alike.

Supreme is hypo-allergenic and environmentally friendly and made from a high-density Conifer fiberboard with a core density of over 850kg/m³.


It is easy to clean and requires low maintenance, making it the perfect flooring solution for any home or office.

Say goodbye to dust mites and hello to a comfortable, stylish space with Supreme laminate flooring.

COLOUR RANGE




SANDALWOOD - V4 - WIDE
1 STRIP
WOOD GRAIN




SIBERIAN - V4 - WIDE
1 STRIP
WOOD GRAIN




AUTUMN OAK - V4 - WIDE
1 STRIP
LOW GLOSS CROSS CUT



GRANITE- V4 - WIDE
1 STRIP
WOOD GRAIN



HELENA OAK - V4 - WIDE
1 STRIP
WOOD GRAIN



ASPHALT - V4 - WIDE
1 STRIP
WOOD GRAIN

SUPREME LAMINATE DATA SHEET

PRODUCT INFORMATION AND WARRANTY

Plank Dimensions:	8 x 239 x 1216mm
Packaged:	2.325sqm - 8 pieces/box
Recommended Coverage:	9 x 9 lin.m in length/width
Core:	8mm HDF
Core with an average board density:	> 850 kg/m ³
Fit for use grading:	AC3/W31 – Moderate commercial / Heavy domestic
Warranty:	10 years Heavy Domestic / 5 years of Moderate Commercial use

ULTRA WIDE PLANK

Trending Ultra wide 239mm plank with either wood grain texture or Low gloss cross cut and a 4 sided v-groove

TECHNICAL SPECIFICATIONS	STANDARD	CHARACTERISTIC/RESULT
Wear Resistance	EN 13329	AC3/W31 - V4
Stain Resistance	EN 13329	Rating 5 - no visible change
Swelling Test	EN 13329	Average swelling < 18%
Light Fastness	EN 13329	Grade 6 - No discolouration
Impact Resistance	EN 13329	IC1

HOW TO CLEAN LAMINATE FLOORING

- Use a damp micro mop or vacuum cleaner with a brush and no beater bar.
- Avoid excessive water.
- Detergent is unnecessary, as it may leave a residue on the flooring surface or stain the boards.
- Instead, spray pure water onto a damp cloth or micro mop to remove easy marks such as tea, coffee, or cold drinks.
- For stubborn marks, use pure acetone or a similar solution to remove 99% of most stains, including nail varnish or lipstick.
- After using acetone or a similar solution, clean off any residue with a damp cloth.