

SAPPHIRE RCB DATA SHEET



Sapphire RCB Vinyl is a rigid core board vinyl product made especially for residential flooring.


At Conway, we are excited to offer Sapphire RCB Vinyl, a durable and waterproof residential flooring solution.

With a stone-plastic composite core and a stunning design inspired by semi-precious stones, these vinyl planks are perfect for high-moisture areas like bathrooms and kitchens without damaging the flooring.

COLOUR RANGE



CRYSTAL – 1 STRIP
ANTIQUÉ WOOD TEXTURE
– BEVELLED EDGE




MORGANITE – 1 STRIP
ANTIQUÉ WOOD TEXTURE
– BEVELLED EDGE



CITRINE – 1 STRIP
ANTIQUÉ WOOD TEXTURE
– BEVELLED EDGE



GARNET – 1 STRIP
ANTIQUÉ WOOD TEXTURE
– BEVELLED EDGE



PACIFIC OPAL – 1 STRIP
ANTIQUÉ WOOD TEXTURE
– BEVELLED EDGE



SMOKED TOPAZ – 1 STRIP
ANTIQUÉ WOOD TEXTURE
– BEVELLED EDGE



CORAL SAND – 1 STRIP
ANTIQUÉ WOOD TEXTURE
– BEVELLED EDGE



SMOKEY QUARTZ – 1 STRIP
ANTIQUÉ WOOD TEXTURE –
BEVELLED EDGE

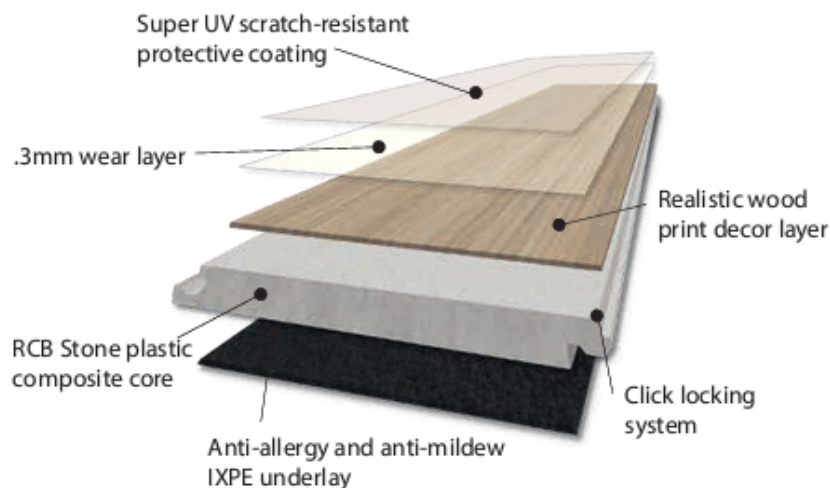


JONQUIL – 1 STRIP
ANTIQUÉ WOOD TEXTURE
– BEVELLED EDGE

SAPPHIRE RCB DATA SHEET

PRODUCT INFORMATION AND WARRANTY

Construction	Rigid core board vinyl - Stone plastic composite
Total thickness	5.5mm including .3mm wear layer & attached 1mm IXPE underlay
Plank dimensions	1230 x 184 x 5.5mm
Texture option/Surface finish	Antique wood finish and 4-sided micro bevel
Installation method	Click System (Glue-less installation)
Warranty	20 years Heavy Domestic / 5 years Light Commercial
Waterproof	100% waterproof from Topical water or pure, uncontaminated water



HOW TO CLEAN VINYL

- After installation, it is recommended to clean the floor to remove loose dirt or debris that may have been caused during installation.
- Regularly sweep or vacuum the floor to remove loose dirt, but avoid using vacuums with a beater bar or electric brooms with hard plastic bottoms and no padding.
- Clean up spills immediately to avoid damage to the floor.
- Use a damp microfiber mop with clean water and a diluted floor cleaner to clean the floor as needed, but avoid using harsh cleaners or chemicals, abrasive scrubbing tools, detergents, or mop and shine products.
- Test any new cleaning agent on a small patch of the floor in an inconspicuous area.
- Avoid using harsh cleaners or any cleaner with an ammonia base.
- Allow time for the floor to dry after washing, as vinyl flooring may become slippery when wet.
- Immediately wipe up wet areas from spills, foreign substances, or wet feet to prevent slipping and damage to the floor.