

**NATURA DATA SHEET**



At Conway Flooring, we focus on the highest ethical and quality standards in all aspects of our business, like our approved and trusted supplier, Finfloor.

Since its inception, AGT has always maintained its ethical value and quality principles. However, quality is a goal constantly reprioritized and redeveloped according to circumstances and changing market requirements.


AGT's vision to promote wood technology prioritizes long-term strategic thinking for the business and maintains international compliance standards; AGT will continue to be the preferred choice for Finfloor and those who prefer a stylish and advanced flooring solution.

We are proud to partner with a company that shares our vision for sustainable and innovative flooring solutions. As a result, Finfloor continues to be our preferred choice for high-quality, reliable, and stylish flooring.

**COLOUR RANGE**



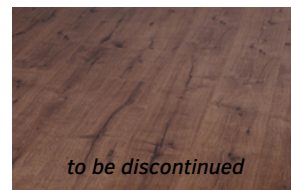
**AGT NATURA  
VOLGA**




**AGT NATURA  
LINE TUNA**



**AGT NATURA  
LINE TREND**



**AGT NATURA  
LINE SELGE**



**AGT NATURA  
LINE NIL**



**AGT NATURA  
LINE MERIC**



**AGT NATURA  
LINE ILGAZ**



**AGT NATURA  
LINE CANYON**

**NATURA DATA SHEET**

**PRODUCT INFORMATION AND WARRANTY**

Plank Dimensions:	191 X 1200 x 8mm
Packaged:	1.83sqm - 8 pieces/box
Recommended Coverage:	10 x 12 lin.m in length/width
Core:	8mm HDF.
Core with an average board density:	> 850 kg/m <sup>3</sup>
Fit for use grading:	AC4/W32 - V4 – General commercial / Heavy Domestic
Warranty:	20 years heavy domestic / 5 years general commercial use

**WOOD EMBOSSED**

Natura line with a wood embossed texture that replicates the texture of real wood and a 4-sided V groove that highlights the laying pattern on the floor.

TECHNICAL SPECIFICATIONS	STANDARD	CHARACTERISTIC/RESULT
Wear Resistance	EN 13329	AC4/W32 - V4
Stain Resistance	EN 13329	Rating 5 - no visible change
Swelling Test	EN 13329	Average swelling ≤ 12%
Light Fastness	EN 13329	Grade 6 - No discoloration
Impact Resistance	EN 13329	IC2

**HOW TO CLEAN LAMINATE FLOORING**

- Use a damp micro mop or vacuum cleaner with a brush and no beater bar.
- Avoid excessive water.
- Detergent is unnecessary, as it may leave a residue on the flooring surface or stain the boards.
- Instead, spray pure water onto a damp cloth or micro mop to remove easy marks such as tea, coffee, or cold drinks.
- For stubborn marks, use pure acetone or a similar solution to remove 99% of most stains, including nail varnish or lipstick.
- After using acetone or a similar solution, clean off any residue with a damp cloth.