

**GALAXY GLUE DOWN LVT DATA SHEET**



We are introducing the newest addition to our Galaxy LVT product line.

Specifically designed for high-traffic commercial spaces like hotels, shopping centers, and hospitals.

This cost-effective and durable solution comes with a 30-year warranty for residential areas and a 10-year warranty for commercial spaces.

Trust us to provide quality flooring solutions to make your commercial space shine.

**COLOUR RANGE**



LUNA – 1 STRIP  
ANTIQUE WOOD TEXTURE  
– BEVELLED EDGE




BIANCA – 1 STRIP  
ANTIQUE WOOD TEXTURE  
– BEVELLED EDGE




LYRA – 1 STRIP  
ANTIQUE WOOD TEXTURE  
– BEVELLED EDGE



COSMOS – 1 STRIP  
ANTIQUE WOOD TEXTURE  
– BEVELLED EDGE



ANDROMEDA – 1 STRIP  
ANTIQUE WOOD TEXTURE  
– BEVELLED EDGE

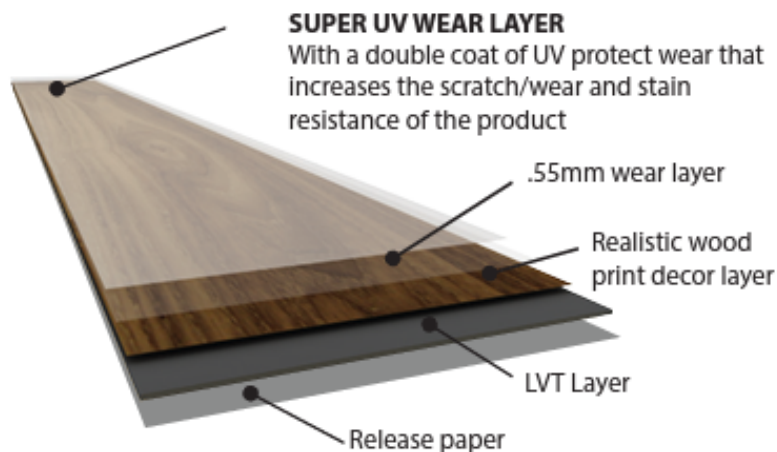


NOVA – 1 STRIP  
ANTIQUE WOOD TEXTURE  
– BEVELLED EDGE

## GALAXY GLUE DOWN LVT DATA SHEET

### PRODUCT INFORMATION AND WARRANTY

Thickness	2.5mm
Wear layer	.55mm
Plank dimensions	1227 x 235 x 2.5mm
Packaging Unit	15 pieces per box/4.33m
Texture option/Surface finish	Antique wood finish and 4-sided micro bevel
Installation method	Glue down installation
Warranty	30 years Heavy Domestic / 10 years General Commercial
Waterproof	100%



### HOW TO CLEAN VINYL

- After installation, it is recommended to clean the floor to remove loose dirt or debris that may have been caused during installation.
- Regularly sweep or vacuum the floor to remove loose dirt, but avoid using vacuums with a beater bar or electric brooms with hard plastic bottoms and no padding.
- Clean up spills immediately to avoid damage to the floor.
- Use a damp microfiber mop with clean water and a diluted floor cleaner to clean the floor as needed, but avoid using harsh cleaners or chemicals, abrasive scrubbing tools, detergents, or mop and shine products.
- Test any new cleaning agent on a small patch of the floor in an inconspicuous area.
- Avoid using harsh cleaners or any cleaner with an ammonia base.
- Allow time for the floor to dry after washing, as vinyl flooring may become slippery when wet.
- Immediately wipe up wet areas from spills, foreign substances, or wet feet to prevent slipping and damage to the floor.