

EVA-TECH DATA SHEET

CONWAY
FLOORING & DECKING



Eva-tech is a cost-effective, uncapped bamboo composite product.

It offers slip resistance for a safer, more beautiful outdoor space and is a low-maintenance alternative to timber.

Create a look of natural wood without constant upkeep. Its reliable durability is long-lasting, and its decay and weather resistance provide protection from insects and harsh weather.

This environmentally friendly composite is holistically sustainable from its manufacturing to its use of raw materials.


PROFILES



IS GROOVED
BOARD



IS STARTER
BOARD




FACIA BOARD




BALUSTER


COLOUR RANGE




ARUNA
WYDE FINISH



RUSTEAK
WYDE FINISH



XAVIA
WYDE FINISH







CARIBBEAN CORAL
SCULPTED GRAIN

PROFILES-DUAL TONE

GROOVED BOARD



STARTER BOARD

COLOUR RANGEARUNA
DUAL TONE
FINISHRUSTEAK
DUAL TONE
FINISHXAVIA
DUAL TONE
FINISHSAVANNA
DUAL TONE
FINISH**PRODUCT INFORMATION AND WARRANTY**

Composition:	Polyethylene (HDPE) 35-40%, Bamboo fibre 55-60%
Plank Sizes:	
IS Grooved Board:	137 x 23.4 mm
IS Starter Board:	137 x 23.4 mm
Dual Tone Grooved Board:	139 x 23.4 mm
Dual Tone Grooved Board:	139 x 23.4 mm
Trim Facia Board:	148 x 11 mm
Clad Facia Board:	246 x 16 mm