

**AUTHENTIC HERRINGBONE DATA SHEET**




Introducing the first authentic herringbone laminate flooring in the country.

Our laminate tile option offers the popular design trend of herringbone in a durable and hypo-allergenic option that's quick and easy to install with 10 pattern variations.


This "Fit for use AC4/W32 graded" designer laminate is available in 6 unique colors and is 12mm thick for a quieter underfoot experience. It also features a natural locking painted V-groove.

It is highly scratch-resistant, making it ideal for high-traffic areas. Upgrade your space with the timeless appeal of herringbone without sacrificing durability and ease of installation.


**COLOUR RANGE**




**HERRINGBONE BLACK**  
1 STRIP  
MATT WOOD GRAIN




**HERRINGBONE SUN BLEACHED OAK**  
1 STRIP  
MATT WOOD GRAIN




**HERRINGBONE OAK**  
1 STRIP  
EIR



**HERRINGBONE WALNUT**  
1 STRIP  
MATT WOOD GRAIN



**HERRINGBONE WHITE**  
1 STRIP  
MATT WOOD GRAIN

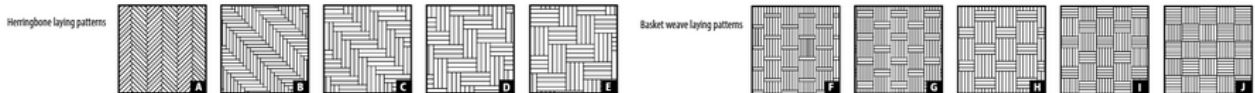


**HERRINGBONE BLEACHED BEECH - 1 STRIP**  
MATT WOOD GRAIN

### PRODUCT INFORMATION AND WARRANTY

|                                     |   |
|-------------------------------------|---|
| Plank Dimensions:                   | 12 x 101 x 606mm  |
| Packaged:                           | 2.20sqm - 36 pieces/box, sold in A and B planks           |
| Recommended Coverage:               | 10 x 12 lin.m in length/width                             |
| Core:                               | 12mm HDF  |
| Core with an average board density: | > 880/890 kg/m <sup>3</sup>                               |
| Fit for use grading:                | AC4/W32 - V4 – General Commercial / Heavy Domestic        |
| Warranty:                           | 25 years Heavy Domestic / 5 years Moderate Commercial use |

### AUTHENTIC HERRINGBON LAYING PATTERNS



| TECHNICAL SPECIFICATIONS | STANDARD | CHARACTERISTIC/RESULT        |
|--------------------------|----------|------------------------------|
| Wear Resistance          | EN 13329 | AC4/W32 - V4                 |
| Stain Resistance         | EN 13329 | Rating 5 - no visible change |
| Swelling Test            | EN 13329 | Average swelling < 12%       |
| Light Fastness           | EN 13329 | Grade 6 - No discolouration  |
| Impact Resistance        | EN 13329 | IC2                          |

### HOW TO CLEAN LAMINATE FLOORING

- Use a damp micro mop or vacuum cleaner with a brush and no beater bar.
- Avoid excessive water.
- Detergent is unnecessary, as it may leave a residue on the flooring surface or stain the boards.
- Instead, spray pure water onto a damp cloth or micro mop to remove easy marks such as tea, coffee, or cold drinks.
- For stubborn marks, use pure acetone or a similar solution to remove 99% of most stains, including nail varnish or lipstick.
- After using acetone or a similar solution, clean off any residue with a damp cloth.